



DTF COMPATIBLE FABRICS




COTTON




LINEN



SILK




BAMBOO




LEATHER




POLYESTER




WOOL



DENIM



HEMP



CANVAS

FACTORS TO CONSIDER

Smoothness: Fabrics with a smooth surface provide the best base for DTF transfers, ensuring even adhesion across the surface of the print.

Melting point: Choose fabrics with a high enough melting point to withstand the heat required for DTF transfer.

Color: Light-colored fabrics will show DTF prints vividly, by utilizing the white underbase or white ink you can create bright prints on dark colors.

Texture: Avoid fabrics with heavy or open weave textures like corduroy, or knits, as they can interfere with proper adhesion.

Washability: Consider how well the fabric will hold up to washing, as some fabrics may shrink or fade.

Stretchability: Stretchy fabrics like spandex or Lycra can cause cracking or peeling of the print.